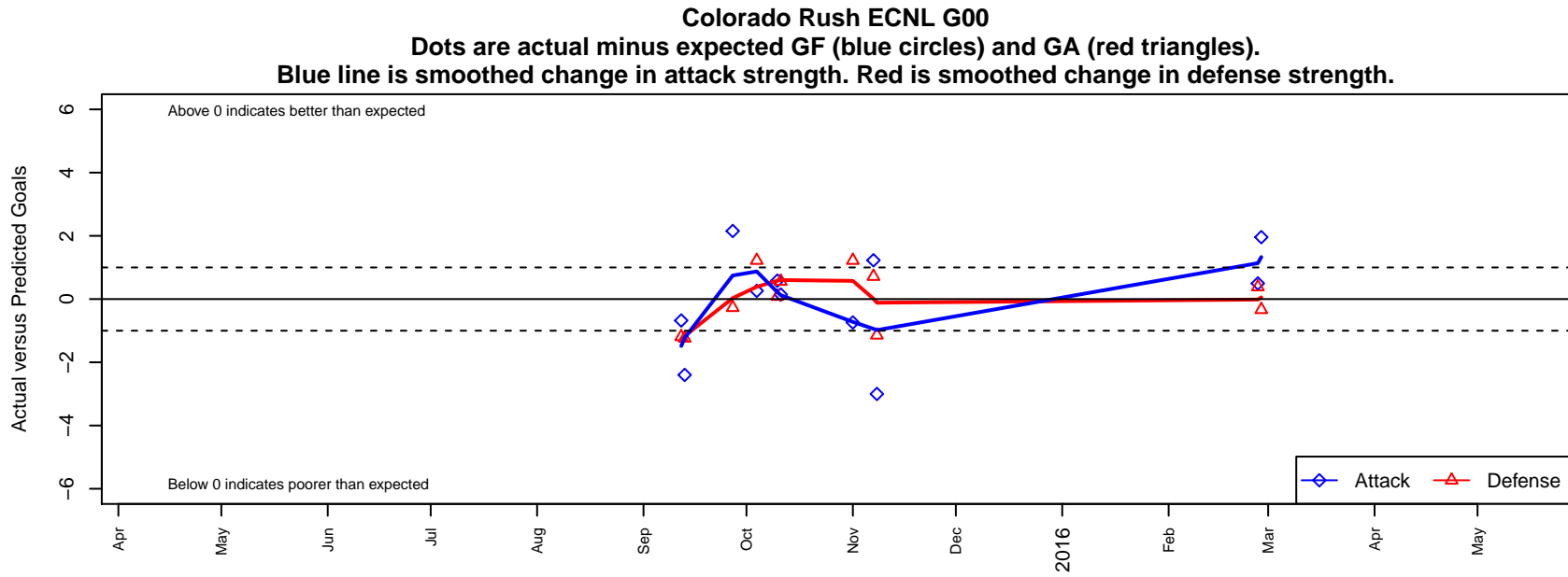


Colorado Rush ECNL G00

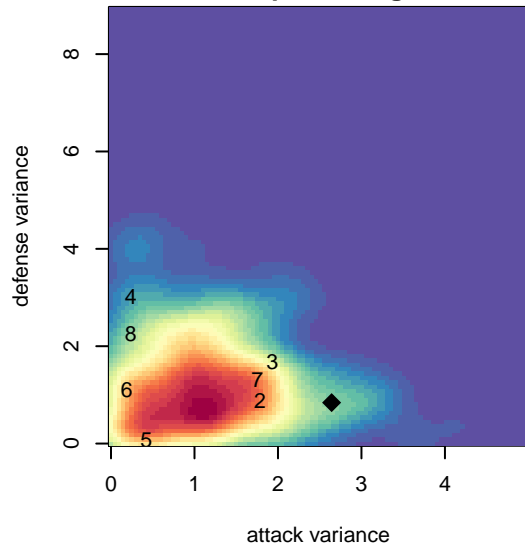
, CO
G00 total strength=2032
attack=83.57 defense=61.37
fall league = ECNL U15

alt names used:
Colorado Rush ECNL U15

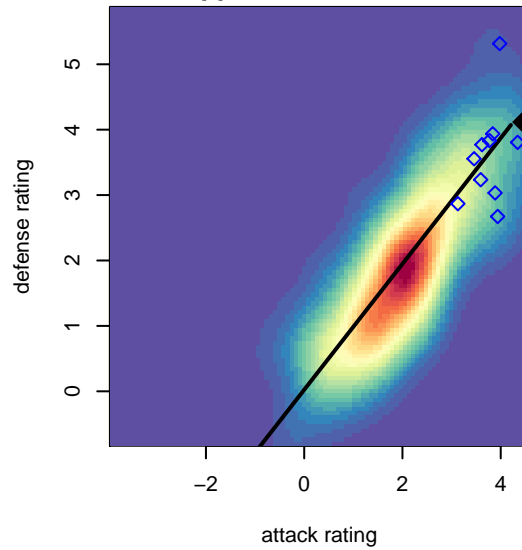
Venues played:
2015 ECNL U15



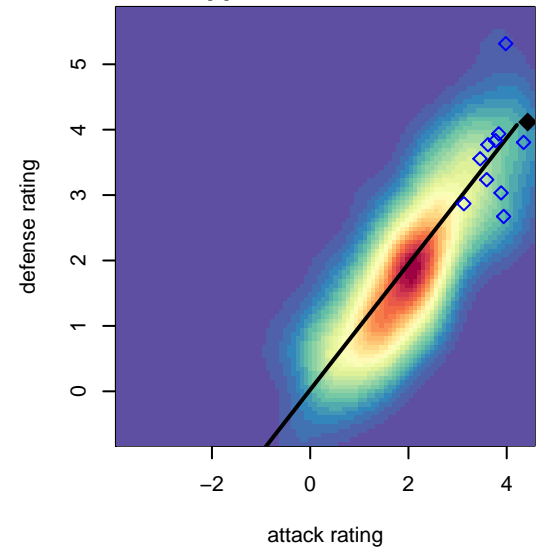
**attack and defense variance (black dot)
relative to other teams
and top 10 in region**



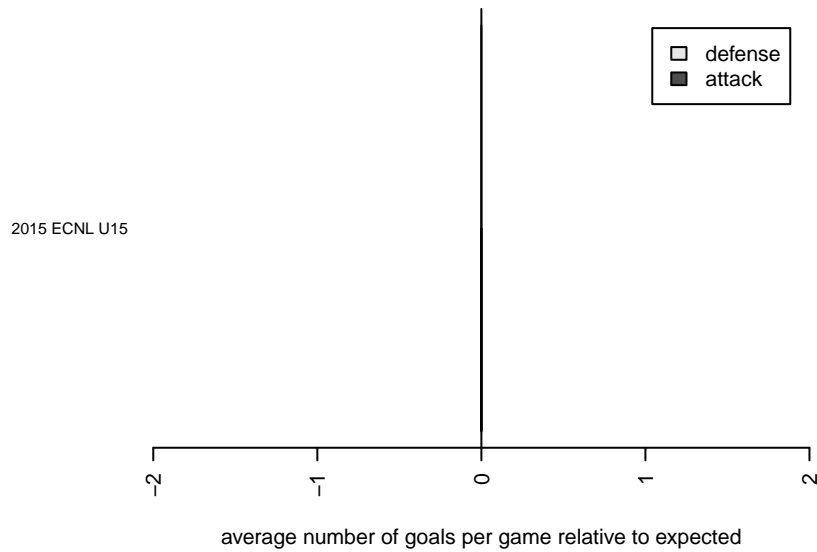
**attack and defense rating
relative to others at age
and all opponents in last 13 months**



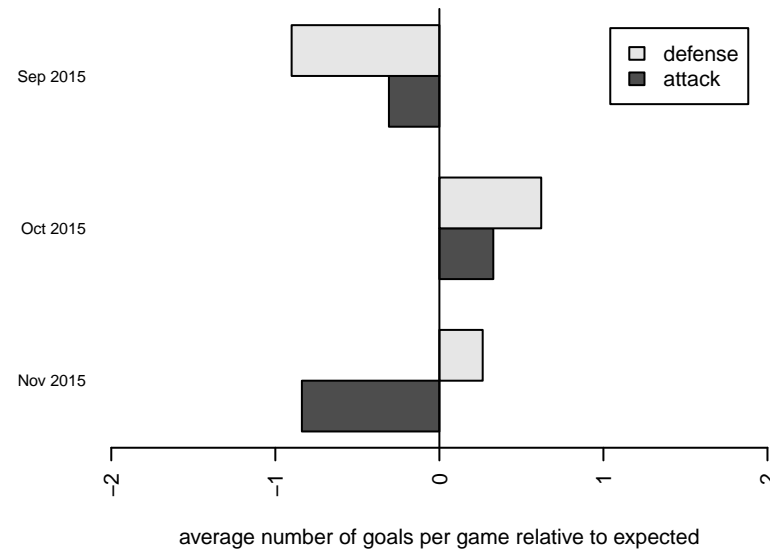
**attack and defense rating
relative to others at age
and all opponents in last 13 months**



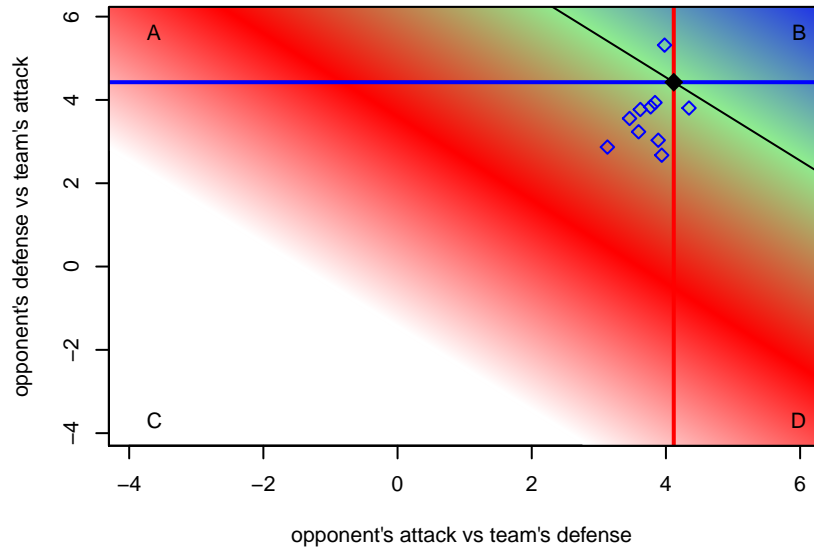
Performance relative to 13 month average



Performance relative to 13 month average



Distribution of opponents
Red = Lose zone, Blue = Win zone, Green = Even
Black line separates win/lose zones



lot. A=Neither has attack advantage, B=Opponent has both attack and defense advantage, C=Opponent has both attack and defense disadvantage, D=Both have

date	home		away		venue	pred.home	pred.away
2016-02-28	Colorado Rush ECNL G00	5	FC Portland ECNL G00	1	2015 ECNL U15	3.04	0.66
2016-02-27	Colorado Rush ECNL G00	5	Crossfire OR United ECNL G00	0	2015 ECNL U15	4.50	0.38
2015-11-08	Colorado Rush ECNL G00	2	Utah Avalanche ECNLG00	2	2015 ECNL U15	5.00	0.86
2015-11-07	Colorado Rush ECNL G00	3	FC Nova ECNL G00	0	2015 ECNL U15	1.77	0.71
2015-11-01	Real Colorado ECNL G00	0	Colorado Rush ECNL G00	1	2015 ECNL U15	1.22	1.74
2015-10-11	Pleasanton Rage ECNL G00	0	Colorado Rush ECNL G00	2	2015 ECNL U15	0.56	1.86
2015-10-10	Mustang SC ECNL G00	1	Colorado Rush ECNL G00	1	2015 ECNL U15	1.08	0.42
2015-10-04	Colorado Rush ECNL G00	2	Real Colorado ECNL G00	0	2015 ECNL U15	1.74	1.22
2015-09-27	Colorado Rush ECNL G00	4	Colorado Storm ECNL G00	1	2015 ECNL U15	1.85	0.73
2015-09-13	MVLA ECNL G00	2	Colorado Rush ECNL G00	1	2015 ECNL U15	0.76	3.40
2015-09-12	De Anza Force ECNL G00	2	Colorado Rush ECNL G00	1	2015 ECNL U15	0.81	1.68